

Jonesboro

LOCATION PROFILE

ARKANSAS



At a Glance

Population

City: 75,436
Craighead County: 108,888
MSA: 133,439
U.S. Census Bureau (2017)

Transportation

Highways: I-555
U.S. 67, U.S. 49; State 1,
18, 141, 226, and 351

Rail: Main Line:
Burlington Northern/Santa Fe and
Union Pacific System

Motor Freight Carriers: There
are 42 motor freight carriers
servicing the Jonesboro area

Airport Facilities: Jonesboro
Municipal Airport - Charter Service
and Commercial Air Carrier Service
to Lambert St. Louis International Airport
provided by Air Choice One Airlines;
Memphis International Airport
is located 74.5 miles away.

Waterways:

The nearest ports are on the Mississippi River
The Port of Osceola;
The Port of West Memphis, and the
International Port of Memphis

Utilities

Electricity:

Jonesboro City Water & Light

Natural Gas:

CenterPoint Energy

Water:

Jonesboro City Water & Light

Telephone:

AT&T, Suddenlink &
Ritter Communications

Jonesboro Labor Market
Civilian Labor Force
175,712 (July 2018)

Thank you for your interest in Jonesboro, Arkansas. Our community offers many advantages for you and your business. Details of those advantages are described on the following pages.

Jonesboro is the 5th largest city in Arkansas with a population of over 75,000. Our Metropolitan Statistical Area (MSA) is over 133,000. We are centrally located with easy access to other major markets including America's Distribution Center, Memphis, Tennessee.



A well-qualified work force, low cost utilities, the training capabilities of Arkansas State University and an overall low cost of doing business are just a few reasons why many companies are proud to call Jonesboro home. In addition, our quality of life is exceptional with excellent healthcare, abundant retail opportunities and numerous recreational and cultural activities available. Jonesboro has been recognized as a City of Distinction for Workforce Development, and as one of the Top Ten Small Markets of the Decade. We have also been recognized in various publications for our quality education and a great entrepreneurial atmosphere.

Jonesboro has planned for continued economic growth. The community boasts several industrial parks with ample room for industrial expansion. The industrial parks have all infrastructure in place, including access to a high quality transportation network and Interstate 555.

Jonesboro Unlimited coordinates the economic development efforts of the community with local business professionals and local and state officials. The economic development team of Jonesboro Unlimited is interested in the recruitment of new companies as well as the retention and expansion of existing industries.

Take a few minutes and find out why leading companies such as Nestlé, Frito-Lay, Hytrol, Post Consumer Brands, Riceland Foods, Nice-Pak Products, Inc. and many others call Jonesboro home.

Sincerely,

Mark Young
President and CEO

Table of Contents

Location Maps.....4

Work Force.....5-9

Population and Income.....9-11

Transportation.....11

Utilities.....12

Business Climate.....12-14

Education and Training.....15-22

Local Lifestyle.....23-24

Jonesboro

ARKANSAS



Location Maps



Jonesboro provides access to many major markets.

Miles to major cities:

Memphis:	63
St. Louis:	271
Nashville:	274
Atlanta:	448
Dallas:	453
Chicago:	519
Houston:	577



Within 1-Hour Drive of the America's Distribution Center-Memphis, TN



Work Force

Major Service Employers

(200 Employees or more)

Company	Services	Total Employment Level
St. Bernards Healthcare	Healthcare	3,077
Arkansas State University	Education	2,090
NEA Baptist Health System	Healthcare	2,009
Wal-Mart Super Centers (2)	Retail	790
Jonesboro Public Schools	Education	756
City of Jonesboro	Government	580
Nettleton Public Schools	Education	553
Mid-South Health Systems	Healthcare	514
Jonesboro Human Development Center	Healthcare	343
Valley View Schools	Education	319
Ritter Communications	Telecommunications	303
Craighead County	Government	300
Westside Public Schools	Education	285
Focus, Inc.	Educational Services	273
Brookland Public Schools	Education	259
Trumann Public Schools	Education	247
Harrisburg Public Schools	Education	245
Centennial Bank	Financial	222

Source: Major Employers Guide, Jonesboro Regional Chamber of Commerce, May 2018

Major Manufacturing Announcements

Year	Company	Services	Jobs Added
2017	Risever	Steel Components	130 (announced)
2016	FMH Conveyors	Conveyor Systems	300
2014	T-Tech	Customer Care Center	400
2014	Anchor Packaging	Plastic Containers	130
2014	TrinityRail Maintenance	Rail Car Maintenance	380

Source: Jonesboro Regional Chamber of Commerce, September 2018

Work Force



Expansions of Existing Industries

2011 to Present - 50 or More Employees

	Company	Products	Employees Added
2011	Great Dane Trailers	Semi-Trailers	100
2011	Hytrol Conveyor Company	Conveyors	68
2011	Nice-Pak Products, Inc.	Moistened Wipes	135
2012	Great Dane Trailers	Semi-Trailers	50
2012	Hytrol Conveyor Company	Conveyors	84
2012	Nice-Pak Products, Inc.	Moistened Wipes	41
2012	Unilever	Beauty Care Products	75
2013	Great Dane Trailers	Semi-Trailers	50
2014	Anchor Packaging	Plastic & Food Containers	50
2014	TeleTech Holdings	Customer Care Center	375
2014	Hytrol Conveyor Company	Conveyors	100
2015	Great Dane Trailers	Semi-Trailers	50
2015	Hytrol Conveyor Company	Conveyors	75
2016	Hytrol Conveyor Company	Conveyors	170
2017	FMH Conveyors	Conveyors	200
2017	Frito-Lay, Inc.	Salty Snacks	150
2017	Hytrol Conveyor Company	Conveyors	139

Source: Jonesboro Regional Chamber of Commerce, Annual Inventory of New & Expanded Industries, 2011-2018 (May 2018)

Work Force

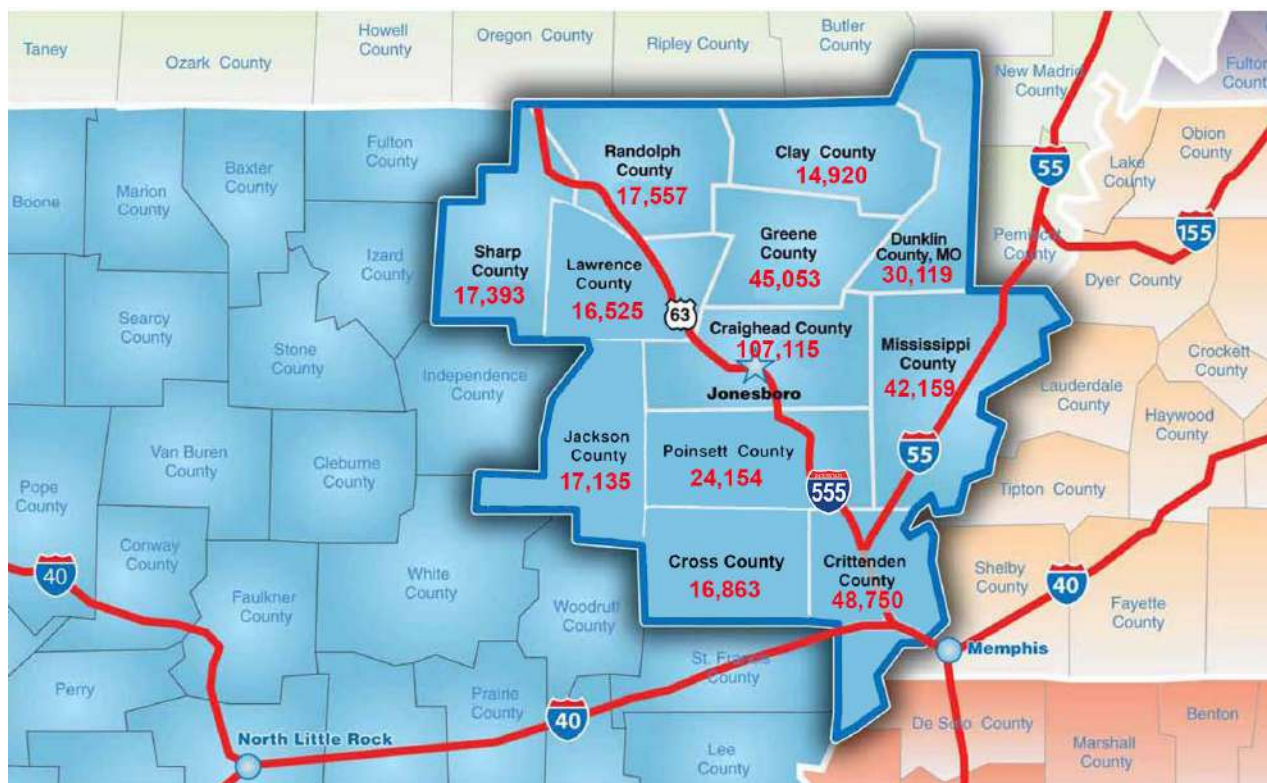
Existing Production and/or Distribution Type Industries

50 or More Employees

Company	Product	No. Employees
ABB, INC	Electrical Components	316
Anchor Packaging	Plastic & Food Containers	75
Apex Tool Group	Tool Boxes	150
Arkansas Glass Container	Glass Containers	210
Best Manufacturing, Inc.	Flexible Conveyors	80
Butterball LLC	Chicken and Turkey Breast Products	306
Camfil APC	Air Filtration Systems	261
Colson Caster Corporation	Casters	167
Crane Composites	Fiberglass Panels	150
Engines, Inc.	Diesel Irrigation Units, Generators, Re-Power, OEM, Marine Engines	66
FMH Conveyors	Conveyors	300
Frito-Lay, Inc.	Salty Snacks	850
Great Dane Trailers	Semi-Trailers	450
Hytrol Conveyor Company	Conveyor-Gravity Rack Systems	1,088
Jonesboro Sun	Newspaper	65
Jimco Lamp & MFG Co.	Lighting Fixtures	63
JMS Russel Metals Corp.	Metal Fabrication and Design	58
Ryder	Refrigerated Warehousing	54
Nestlé USA	Frozen Entrees	770
Nice-Pak Products, Inc.	Pre-Moistened Wipes	354
OPTUS	Voice and Data Communication Solutions	101
Post Foods LLC	Cereal	195
Riceland Foods	Rice, Rice Flour, Rice By-Products	369
Risever	Steel Fabrication	130 (announced)
Scurlock Industries of Jonesboro	Concrete Products	50
Trinity Lighting	Lighting Fixtures	55
Trinity Rail Maintenance Services	Rail Car Maintenance	380
Unilever	Personal Hair Care Products	460
Windmill Rice Company, LLC	Milled Rice	80

Work Force

Jonesboro Labor Market Area Population



Jonesboro Labor Market Area July 2018

County	Civilian Labor Force	Employed	Unemployed	Unemployment Rate
Clay	5,775	5,520	255	4.4%
Craighead	55,171	53,395	1,776	3.2%
Crittenden	22,477	21,429	1,048	4.7%
Cross	7,278	6,976	302	4.4%
Greene	19,805	19,064	741	3.7%
Jackson	5,763	5,404	359	6.2%
Lawrence	6,547	6,251	296	4.5%
Mississippi	17,779	16,628	1,151	6.5%
Poinsett	10,558	10,140	418	4.0%
Randolph	6,972	6,621	301	4.3%
Sharp	5,960	5,668	292	4.9%
Dunklin, MO	11,672	10,828	849	7.3%
TOTAL	175,712	167,924	7,788	4.8%

Source: "Arkansas Labor Market," Department of Workforce Services, July 2018; Local Area Unemployment Statistics," Missouri Economic Research & Information Center, July 2018

Work Force

Mean Wage Rates Per Hour




Job Classification	Jonesboro MSA Average Hourly Wage
Bookkeeping, Accounting & Auditing Clerks	\$15.96
Helpers - Production Workers	\$12.31
Team Assemblers	\$13.35
Industrial Truck & Tractor Operators	\$15.15
Maintenance Workers Machinery	\$20.45
Maintenance & Repair Workers, General	\$14.15
First Line Supervisors/Managers of Production and Operating Workers	\$25.62
Truck Drivers - Heavy & Tractor Trailers	\$17.85
Computer User Support Specialists	\$16.58
Network & Computer System Administrator	\$26.62
Financial Managers	\$42.61
Medical and Clinical Lab Technicians	\$20.11
Office Clerks, General	\$12.44
Receptionist and Information Clerks	\$11.55

Source: Department of Workforce Arkansas Occupational Employment & Wage Survey, Jonesboro MSA (Updated May 2018)

Population Trends

Year	Jonesboro	Craighead County & Jonesboro MSA
1970	27,026	52,068
1980	31,530	63,239
1990	46,535	68,956
2000	55,515	82,148
2005	59,807	87,443 (112,539 MSA)
2010	67,366	96,443 (121,026 MSA)
2017	75,866	107,115 (131,269 MSA)
2023 Projection	82,422	118,258 (142,789 MSA)

Source: Population, U.S. Census Bureau and Esri Community Analyst, September 2018



Population and Income



Population by Age

	Jonesboro	Craighead County	Jonesboro MSA	Arkansas	United States
0 to 4	7.0%	6.8%	6.7%	6.3%	6.0%
5 to 9	6.7%	6.6%	6.5%	6.4%	6.2%
10 to 14	6.3%	6.4%	6.3%	6.3%	6.3%
15 to 19	7.7%	7.2%	6.9%	6.3%	6.4%
20 to 24	9.1%	8.0%	7.6%	6.8%	6.9%
25 to 34	16.1%	15.4%	14.9%	13.5%	13.9%
35 to 44	12.3%	12.4%	12.4%	12.2%	12.5%
45 to 54	10.6%	11.4%	11.7%	12.5%	12.8%
55 to 64	10.1%	11.0%	11.6%	12.9%	13.0%
65 to 74	8.0%	8.6%	9.2%	10.0%	9.4%
75 to 84	4.2%	4.3%	4.5%	4.9%	4.6%
85 +	1.9%	1.8%	1.8%	2.0%	2.0%

Source: Esri Community Analyst June 2018, Posted September 2018.

Population by Race/Ethnicity

	Jonesboro	Craighead County	Jonesboro MSA	Arkansas	United States
White	71.3%	78.2%	80.0%	75.2%	69.9%
Black	20.9%	15.2%	13.9%	15.5%	12.9%
American Indian	0.4%	0.4%	0.4%	0.8%	1.0%
Asian	1.7%	1.2%	1.1%	1.6%	5.7%
Pacific Islander	0.1%	0.0%	0.0%	0.3%	0.2%
Some Other Race	3.3%	2.8%	2.6%	4.1%	6.9%
Two or More Races	2.3%	2.1%	2.0%	2.5%	3.4%
Hispanic Ethnicity	5.9%	5.2%	4.8%	7.7%	18.3%

Source: Esri Community Analyst, June 2018, Posted September 2018

Quick Figures

Jonesboro MSA:

Estimated median household income in **2018** - \$43,009

Median owner-occupied home value in **2018** - \$155,826

Education -

High school or higher: 89.3%

Bachelor's degree or higher: 29.6%

Graduate or professional degree: 12.1%

Mean travel time to work in **2017** - 21.1 minutes

Jonesboro MSA Unemployment Rates

Average Unemployment Rate for

2017: 3.2%

2016: 3.4%

Source: Esri Community Analyst, September 2018, Census.gov, Posted May 2018
Unemployment data provided by Arkansas Dept. of Workforce Services, September 2018

Population and Income

Household by Income

	Jonesboro	Craighead County	Jonesboro MSA	Arkansas	United States
\$0 - \$15,000	16.8%	15.8%	18.4%	15.1%	11.5%
\$15,000 - \$24,999	12.2%	12.1%	13.6%	12.4%	10.0%
\$25,000 - \$34,999	11.1%	11.2%	12.0%	11.9%	9.7%
\$35,000 - \$49,999	13.6%	14.3%	14.1%	15.0%	13.1%
\$50,000 - \$74,999	17.2%	18.2%	17.7%	18.2%	17.8%
\$75,000 - \$99,999	9.9%	10.6%	10.1%	10.6%	12.4%
\$100,000 - \$149,999	11.0%	10.6%	8.3%	10.5%	13.9%
\$150,000 - \$199,999	3.7%	3.4%	2.2%	3.2%	5.7%
\$200,000 +	4.4%	3.8%	3.7%	3.1%	6.1%
Average Household Income	\$66,219	\$64,783	\$59,587	\$62,729	\$80,675
Per Capita Income	\$26,523	\$25,707	\$23,754	\$25,123	\$30,820

Source: Esri Community Analyst, June 2018; Posted September 2018

Transportation



Airports

Local: Jonesboro Municipal Airport
Commercial Airline Service to Lambert St. Louis International
Airport provided daily by Air Choice One Airlines

Runway Lengths: Runway 5/23: 6,200 ft. x 150 ft. wide
Runway 13/31: 4,099 ft. x 150 ft. wide
Runway Surfaces: Paved
Local Charter Service: Air Charter, Inc.
Lighted Runways: Yes
ILS Approach in Use: Yes

Nearest International Service:
Memphis International Airport (78 Miles)
Memphis, Tennessee (65 miles)

Highways

Interstates: I-555, I-55 (44 miles), I-40 (63 miles)
U.S. Highways: 49, 67/Future I-57 (20 miles), 412 (17 miles)

State Highways: 1, 18, 91, 141, 163, 226, 351, 463

Motor Freight Carriers

There are 42 Motor Freight Carriers servicing Jonesboro

Rail Service

Burlington Northern/Santa Fe Main Line
Union Pacific Main Line



Utilities

Electricity

Local Supplier: Jonesboro City Water & Light
 Power Generation Co.: Jonesboro City Water & Light
 & Southwest Power Administration
 System Peak Design Capacity: 495 MW
 Peak Demand (August 3, 2011): 303 MW
2017 Average Industrial Cost per kWh: 5.55 cents

Wastewater Treatment

Local Supplier: Jonesboro City Water & Light
 Type of Treatment: Trickle Filter, Activated Sludge
 Treatment Capacity: 13.5 MGD
 Current Flow: 6.8 MGD
 Surplus Capacity: 6.7 MGD
 Source: Jonesboro City Water & Light, May 2018



"City Water and Light has significant excess capacity in the water, wastewater and electricity areas. We offer some of the lowest rates in the country and have not had an electric rate increase since 1984. We believe that CW&L's position will continue to strengthen in the future, thus greatly benefiting our community in numerous ways for years to come."

--Kevan Inboden, Special Projects Administrator, City Water & Light

Water

Local Supplier: Jonesboro City Water & Light
 Water Source: 30 Deep Wells
 Treatment Capacity: 38.5 MGD
 Peak Usage: 29.26 MGD (June 30, 2012)
 Surplus Capacity: 9.24 MGD
 Storage (Elevated and Ground): 17.8 MG

Natural Gas

Transmission System: Noram Gas Transmission
 Local Distribution Company: CenterPoint Energy

Area Landfills

Local Landfill

Legacy Landfill
 Class 1 Classification
 100 Years Life Expectancy
 870.972.6353

Hazardous Waste Landfill:

Chemical Waste Management (Waste Management)
 36964 Hwy. 17 North; Emelle, AL 35459
 800.963.4776 - www.wmsolutions.com/facilities

Hazardous Waste Incinerator

Clean Harbors El Dorado, LLC
 309 American Circle; El Dorado, AR 71730
 870-863-7173 - www.cleanharbors.com



Business Climate

Location Inducements

The Arkansas Economic Development Commission (AEDC) prepares an incentive package for projects which reach a certain positive economic impact. It could contain, but not be limited to the following: The Advantage Arkansas Program, the Tax Back program, the ArkPlus program, Customized Training Incentives, and the Create Rebate Program, and the Governor's Quick Action Closing Fund.

The Arkansas Economic Development Commission (AEDC) often partners with companies and communities to share the cost of project infrastructure needs. Those infrastructure needs can include, but are not limited to, site work, parking lots, relocating roads, sewer and water improvements, and rail spurs, where needed.

If taxable, or non-taxable, municipal Industrial Revenue Bonds are used to finance the land, building, and equipment for this project, we will execute a letter of agreement for a Payment in Lieu of Taxes (PILOT). State law requires that the agreement provide at least 35% of the regular annual tax rate until the bonds are retired.

Jonesboro Unlimited will pay the water main tap fee and the sewer main inspection connection fee required.

The plant manager assigned to the facility will become a member of the Northeast Arkansas Existing Industries Association.

Jonesboro Unlimited and the Jonesboro Regional Chamber of Commerce offers to bring a team to your company to brief transferring employees on the benefits of living in Jonesboro.



Local Government

Form of Government	Full-Time	Firefighters
City: Mayor/Council	City: 117	Firefighters
County: Judge/Quorum Court	Equipment: 18 Units	

Fire Insurance Class Rating:	Full-Time Policemen:
City: 1	City: 157 Officers
	County: 35 Deputies

The City of Jonesboro has both Planning and Zoning Enforcement officers and Animal Control.

Source: City of Jonesboro and Craighead County, September 2018

Business Climate

Local Taxes

Applicable Ad Valorem Taxes

\$48.05 per \$1,000 Assessed Value

Rate: County General:	.0040
County Road:	.0021
Library:	.0020
Policemen's Pension:	.0005
Firemen's Pension:	.0005
*Nettleton School Millage:	<u>.03895</u>
	.04805

**The Craighead Technology Park, Henry P. Jones III Business Park, and The Jonesboro Industrial Park are all in the Nettleton School District.*



Rate of Assessment

Residential, Industrial Real and Industrial Personal are each assessed at 20% of market value.

Raw Materials

Goods-in-Process Inventory

Finished Goods Inventory

Tangible personal property in transit through Arkansas and inventory tangible personal property manufactured, processed or refined in Arkansas and stored for shipment outside the state are exempt.

Sales Tax

State Sales Tax: 6.5% (State sales tax on Groceries 1.5%)

Local Sales Tax: 2.0%

Total: 8.5%

There are no Municipal related taxes on employees.

Source: Craighead County Tax Assessor, June 2018



Public Education

Jonesboro School District



From National Merit Finalist to Presidential Scholar Finalist, Jonesboro High School graduates distinguish themselves as some of the strongest in the nation. The Jonesboro High School Class of 2018 received over \$7.4 million in scholarship monies and Newsweek Magazine recognized JHS as one of the top high schools in the nation.

Recent Statistics on Jonesboro Public Schools

Enrollment (K-12)		5,964 (2018)
Average ACT Score		18.2 (2017)
Graduates (5-Year Average)		337 (2015-2018)
Graduates Seeking Higher Education		51% (2018)
Student-Teacher Ratio	Grade K-6	15:1 (2018)
	Grade 7-9	12:1 (2018)
	Grade 10-12	12:1 (2018)
Graduation Rate		90% (2018)

(Source: Jonesboro Public Schools, Arkansas Department of Education based on 2017-2018 school year)



Public Education

Nettleton School District



Fully accredited by the State of Arkansas and AdvancED Improvement Network, Nettleton ensures that “whatever it takes” for every child to succeed remains the focus and expectation of the district. Utilizing a rigorous curriculum based upon Arkansas Common Core Standards, as well as innovative teaching practices and 1:1 technology capabilities, the district strives to provide a high-quality education that prepares every child for success upon graduation. With course offerings that include Advance Placement and Concurrent Credit options, Nettleton graduates are repeatedly offered millions of scholarship dollars to pursue higher education opportunities. Nettleton's excellence in both academics and athletics is long-standing and continues year after year, proving that the sentiment rings true...RAIDER PRIDE IS JUSTIFIED!

Recent Statistics on Nettleton Public Schools


Enrollment (K-12)	3,400 (2018)
Average ACT Score	19.8 (2018)
Graduates (5-Year Average)	210 (2015-2018)
Graduates Seeking Higher Education	75%
Student-Teacher Ratio	Grade K-6 12:1(2018)
	Grade 7-8 9:1 (2018)
	Grade 9-12 10:1 (2018)
Graduation Rate	93.8%

(Source: Nettleton School District, Arkansas Department of Education based on 2017-2018 school year)



Public Education

Valley View School District



Recent Statistics on Nettleton Public Schools

Enrollment (PK-12)		2,743 (2018)
Average ACT Score		22 (2018)
Graduates (5-Year Average)		177 (2015-2018)
Graduates Seeking Higher Education		69% (2017)
Student-Teacher Ratio	Grade PK-2	14:1
	Grade 3-6	17:1
	Grade 7-9	11:1
	Grade 10-12	8-:1
District Graduation Rate		97%(2017)

(Source: Valley View School District, Arkansas Department of Education based on 2017-2018 school year)



Valley High School is located at 2116 Yarbrough Drive. The recently constructed building offers spacious classrooms, a modern cafeteria, state of the art Science lab facilities, a specialized medical professions area and a modern 2000 seat arena. Currently the High School enrolls approximately 600 students in grades 10-12.



The High School has a variety of curricular offerings including, Advanced Placement Courses, Concurrent College Courses, Career and Technical Courses and all courses required by the Arkansas Department of Education. Students at Valley View have diverse elective options in, Business, Agriculture, Family Consumer Science, Medical Professions, Fine Arts and Military Science. Valley View offers many competitive sports opportunities along with clubs to provide participation, competition, leadership and philanthropic opportunities for students.



Private Education

Ridgefield Christian School



Ridgefield Christian School is a non-denominational private Christian school that provides a distinctively Christ-centered, Bible-based education. The purpose of this ministry is to guide students in the knowledge of God, the development of Christian character, and academic excellence. RCS has a wide variety of course offerings, as well as many extracurricular activities. Graduates leave Ridgefield well-prepared for college and for life.

ANSAA (Arkansas Non-Public School Accrediting Association)
www.ridgefieldchristian.org

Recent Statistics on Ridgefield Christian School

Enrollment (PK-12)	180 (2018)
Average ACT Score	25 (2018)
Graduates (5-Year Average)	19 (2015-2018)
Graduates Seeking Higher Education	86% (2018)
Student-Teacher Ratio	PK-3 11:1
	Grade 3-6 11:1
	Grade 7-12 8:1
Graduation Rate	100%

(Source: Ridgefield Christian School)

Blessed Sacrament



Founded in 1886, Blessed Sacrament Catholic School is dedicated to providing an environment of academic excellence and character formation rooted in the Gospel. In that spirit, they strive to promote responsible, caring citizens of a global community, instilling in each student a sense of self-worth, a care for others and a passion for life-long learning. An education from Blessed Sacrament Catholic School is Cura Personalis, care for the whole person, body, mind, heart and spirit. Students are encouraged to celebrate his/her individual talents in service of Christ.

An accelerated curriculum is offered to students in grades PK3-6. They seek to promote a mastery of basic skills, decision making, critical thinking, problem-solving, and creative expression in our students. Each student is challenged to become responsible, self-motivated and self-disciplined. Extra-curriculars are offered in P.E., music, library, art, technology, Spanish, and the annual science fair and art show. Students also participate in student-led service projects throughout the year.

Alumni include National Merit Finalists, National AP Scholars, and Honor Graduates. Blessed Sacrament Catholic School is accredited through the ANSAA (Arkansas Non-Public School Accrediting Association) www.ansaa.com

Recent Statistics on Blessed Sacrament Schools

	Enrollment (2018)
Pre-Kindergarten (3-4 yr)	12
Kindergarten (4-5 yr)	15
Kindergarten	23
1st - 2nd Grades	28
3rd - 4th Grades	21
5th Grade	11
6th Grade	9

(Source: Blessed Sacrament School)

Concordia Christian Academy



Concordia Christian Academy is a school transformed by the love of Christ. They try to apply this principle to all aspects of the school. They use a multi-sensory approach to teaching all subject areas. This allows all students to be taught in the way they learn best. They use multi-age classrooms which allow students to have more help with the subjects they are weakest in and more challenges in the areas in which they excel. Some of the school's other strengths include a family atmosphere, individualized attention, Christ centered discipline and a daily Bible class. NLSA Accredited (National Lutheran Schools Association) concordiachristianacademy.com

Recent Statistics on Concordia Christian Academy

	Enrollment (2017)
Pre-Kindergarten	15
Kindergarten	9
1st - 2nd Grades	16
3rd - 4th Grades	15
5th - 8th Grades	13

(Source: Concordia Christian Academy)

Vocational Training



ARKANSAS STATE UNIVERSITY - NEWPORT
NEWPORT • JONESBORO • MARKED TREE

Arkansas State University-Newport is a 2-year community college focused on preparing students to enter the high-demand workforce. With campuses in Newport, Jonesboro, Marked Tree, and online degrees available, ASUN strives to be a driving force in revitalizing the Delta and restoring the American dream in the communities it serves. ASUN provides accessible, affordable, quality education that transforms the lives of students and strengthens the regional economy. Go to ASUN.edu to find out how ASUN can help you start the career of your dreams.

Certificate of Proficiency	Technical Certificates	Associate of Applied Science:	Associate of Science
Advance Manufacturing Technology Agronomy Apprentice Preventative Maint. Tech. Automotive Business Operations CNC Operator Commercial Driver Welding Certified Nurse Assistant	Advanced Manufacturing Agriculture Operations Automotive Business Technology Collision Repair & Refinishing Computer Networking Technology Welding Industrial Maintenance Culinary	Agriculture Technology Automotive Business Technology Computer Networking Technology Energy Control Technology General Technology Surgical Technology Collision Repair & Refinishing Registered Nursing	Business Liberal Arts & Sciences Criminal Justice Education Natural Sciences Associate of Arts-General Studies General Studies General Education



Northeast Arkansas Career & Technical Center

The mission of the Northeast Arkansas Career and Technical Center (NEACTC) is to provide skills to students so that they are both college and career ready upon graduation from their high school--after attending our courses. Programs range from one to two years for a complete program of study. Since NEACTC both accepts and encourages students to begin attending as high school sophomores, students can receive critical skills in up to three programs of study if they attend during their sophomore, junior and senior years. NEACTC is also a NASA HUNCH partner. They have CNC-machined parts that are currently on the International Space Station, and they are presently working on other parts for the ISS and NASA as well.



Courses Offered

Advanced Manufacturing/CIM Graphic
Design/Technology & Film Automotive
Collision Technology Automotive Service
Technology
Computer Repair/Network Security Criminal
Justice
Culinary Arts
Hospitality Management
HVACR
Medical Procedures & CNA
Medical Professions
Mobile App Development
UAV Drone Piloting
Industrial Technology

Education/Training Arkansas State University



Arkansas State University (A-State) is headquartered in Jonesboro and provides numerous benefits to companies located in the region. The system is comprised of campuses across northeast Arkansas in Jonesboro, Beebe, Mountain Home and Newport. Programs offered include technical certificates and associate degrees through the doctoral level. With over 22,000 students, A-State helps to ensure a quality and dynamic workforce.

A-State offers 45 degrees and over 160 undergraduate and graduate fields of study, including specialized areas in business, engineering, agriculture, nursing and health professions and many more.

The university is committed to providing training and educational programs through the Delta Center for Economic Development and the ASU Newport - Jonesboro Campus. These programs are designed to assist new companies as well as provide on-going training for existing companies. The training programs are customized to meet the specific needs of the company.

ASU is the home of the Arkansas Bioscience Institute (ABI). ABI is a


collaborative research effort of five institutions. The purpose of ABI is to improve the lives of Arkansans through agriculture and medical research. Key research areas include agriculture and disease, molecular innovations in food science, Plant metabolic engineering and plant based protein production.

The state of the art facility provides significant resources to faculty, students and industry in several areas including plant genetic engineering, DNA and protein analyses, mammalian cell culture, microscopy and analytical support. ABI partners with companies to conduct research and faculty are encouraged to identify products and processes that may someday have commercial applications.

In addition to teaching and research, ASU serves as a source for numerous cultural and recreational activities. ASU plays host to a variety of concerts, lectures and art exhibits. Spectators can also watch exciting men's and women's college athletics.

Arkansas State University has served the region for over a century and looks forward to continuing to meet the needs of the citizens and companies of the future.

"In 1909, Arkansas State University was created in Jonesboro because the local leadership recognized the economic value of attracting an educational institution to the community. Today, the relationship between higher education and economic development is more important than ever. ASU contributes to the economic development of our region and state through our academic offerings, research initiatives, and outreach programs. Education and economic development are inextricably linked and all of us must work closely together to enhance both these efforts for the good of our community and state."



-- Dr. Charles L. Welch, ASU System President

Education/Training

Colleges/Universities Located within 50-Miles of Jonesboro

Name	Enrollment Fall 2018	Degrees Offered
Arkansas State University Jonesboro, Arkansas 870-972-3030 www.astate.edu	14,058	Associates, Bachelors, Masters, Specialists, Ph.D.
NYIT College of Osteopathic Medicine Jonesboro, Arkansas 870-972-2786 www.nyit.edu/arkansas	360	Osteopathic Medicine, D.O.
Crowley's Ridge College Paragould, Arkansas 870-236-6901 www.crc.edu	194	Associates, Bachelors
Arkansas Northeastern College Blytheville, Arkansas 870-762-1020 www.anc.edu	1,422	Associates, Certificates
Williams Baptist University Walnut Ridge, Arkansas 870-759-4120 www.wbcoll.edu	500	Associates, Bachelors, Masters
Black River Technical College Pocahontas, Arkansas 72455 870-248-4000 www.blackrivertech.edu	1,532	Associates, Technical Certificates
ASU Newport Newport, Arkansas 870-512-7800 www.asun.edu Branches: ASU Technical Center Marked Tree, Arkansas 870-358-2117 Jonesboro, Arkansas 870-932-2176 www.asun.edu/campuses	2,350	Associates, Certificates, LPN, Transfer Courses

Education/Training



Jonesboro's Solution for Cutting-Edge Skills Training

Cutting-edge training that delivers an immediate and sustained return on investment for existing and future employees is critical to the success of any workforce development strategy and is absolutely essential in today's fast-paced, ever-changing, globally-competitive business environment. Jonesboro's solution to skills training for industry comes by way of the Workforce Training Consortium (WTC), which has been a vital component of this area's economic development activities since 1995. The WTC is a non-profit consortium of industry and education formed to develop an employer driven training center.

The WTC is located at the ASU Newport Jonesboro Campus at 5504 Krueger Drive in the center of the Jonesboro Industrial Park. Regional employers are invited to become members.

Curriculum includes courses in the following areas:

- Professional Development
- Supervisory Skills
- Advanced Manufacturing
- LEAN 101
- Safety & First Aid, CPR
- Project Management
- World Class Manufacturing
- Computer Applications
- Electrical
- Mechanical
- Welding
- Industrial Maintenance



Learn all about the WTC at www.wtcjonesboro.com where you can also view the current schedule of classes, or contact the ASU Newport Jonesboro Campus for more information at 870.933.9788.



WTC is much more than just "training"-it's an investment in the future of globally competitive industrial professionals with an emphasis on regional opportunities. The knowledge, skills, and personal growth that come from this cutting edge program will ensure that top quality candidates are capable and ready for any challenges that await them and provide immediate value to prospective employers. The access to local industry leadership makes this program unique, with many opportunities and discounts for WTC members. Invest in your future today- "WTC"

--James Best, Chairman, Workforce Training Consortium

Local Lifestyle

Financial

Banks: 16

Local Media

Newspapers

Jonesboro Sun

Arkansas State University Herald

Radio Stations

ESPN 92.7 FM

HOT 107.5 FM Party

KASU - 91.9 FM Public Radio

KAOG - 90.5 FM Christian

KBTM - 1230 AM News Talk

KDXY - 104.9 FM Country

KEGI - 100.5 FM Rock

KFIN - 107.9 FM Country

KIYS - 101.7 FM Top 40

KJBX - 106.3 FM Mix

KNEA - 970 AM Sports

KWHF - 95.9 FM Classic Country

Television

KAIT 8 (ABC, NBC, CW)

KJNB 39 (FOX, CBS)

KTEJ-TV (PBS)

KVTJ-TV (Christian)

Worship Centers

Protestant - Over 90

Catholic - 1

Jewish - 1

Islamic - 1

Hotels/Motels

Hotels/Motels: 22

Number of Beds: 1,756



Residential Housing

Price Range	Number of Homes Available Jonesboro, Arkansas
0-\$100,000	79
\$100,001-\$200,000	118
\$200,001-\$250,000	47
\$250,001-\$300,000	49
\$300,001 & Above	111
Total	404

Source: Jonesboro Board of Realtors, May 4, 2018



Local Lifestyle

Healthcare

Hospitals

HealthSouth Rehabilitation Hospital - 80
 NEA Baptist Memorial Hospital - 228
 St. Bernards Medical Center - 438
 St. Bernards Behavioral Health System - 60
 Arkansas Continued Care Hospital - 44
 Outpatient Surgery Center (Day surgery, no licensed beds for overnight.)

Total Beds: 850

Physicians: 548

Dentists: 78

Source: Arkansas State Medical Board; Arkansas State Board of Dental Examiners, July 2018



24-Hour Emergency Medical Mobile Services

AACLS Advanced Air Ambulance
 Air Evac Lifeteam
 Emerson Ambulance Service
 Hospital Wing
 Medic-One Ambulance

Recreation

Parks

Municipal Parks - 21
 State Parks - 3 within 25 miles or less
 National Parks - 2 within 100 miles or less

Public Golf Courses

Sage Meadows County Club (18 holes)
 Links at Jonesboro (9 holes)
 North Hills Golf Course (9 holes)

Private Country Clubs

Jonesboro Country Club (18 holes)
 RidgePointe Country Club (18 holes)

Public Libraries

Craighead County/Jonesboro Public Library Offers
 184,653 Books/Media and 355 periodicals
 (Includes 7 branches)



